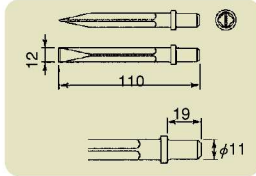


## KPT-F1 FLUX CHIPPER



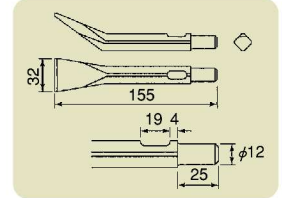
Piston Dia.	20 mm
Piston Stroke	12 mm
Blows/min.	5,000 bpm
Air Consumption	2.5 l/s
Dimensions	175 x 33 x 38 mm
Net Weight	0.9 kg
Air Inlet	1/4"



## KPT-F2 FLUX CHIPPER



Piston Dia.	22 mm
Piston Stroke	22 mm
Blows/min.	4,000 bpm
Air Consumption	4.17 l/s
Dimensions	187 x 37 x 40 mm
Net Weight	1.1 kg
Air Inlet	1/4"



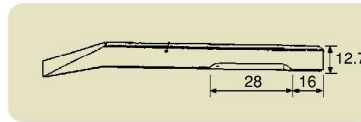
## KPT-F3 • KPT-F5 FLUX CHIPPERS



KPT-F3



KPT-F5



	KPT-F3	KPT-F4	KPT-F5	KPT-F6
Piston Dia.	20 mm	20 mm	25 mm	25 mm
Piston Stroke	12 mm	12 mm	22 mm	22 mm
Blows/min.	4,000 bpm	4,000 bpm	4,000 bpm	4,000 bpm
Air Consumption	4.17 l/s	4.17 l/s	6.67 l/s	6.74 l/s
Dimensions	198x54x167mm	395x54x167mm	232x42x63mm	410x44x63mm
Net Weight	1.8 kg	2.7 kg	1.7 kg	2.6 kg
Air Inlet	1/4"	1/4"	1/4"	1/4"

## KPT-F4 • KPT-F6 FLUX CHIPPER & NEEDLE SCALER KITS



KPT-F4



KPT-F6

## KPT-1 ~ KPT-7 SAND RAMMERS



### SPECIFICATIONS

Model	Piston Dia.	Piston Stroke	Blow / Min.	Air Cons	Dimensions L ( $\phi 1$ ) x W x H	Net Weight	Air Inlet
KPT-1 (FR00)	18 mm	50 mm	1,800 bpm	6.67 l/s	430 (230) x 36.5 x 65 mm	2.0 kg	3/8"
KPT-1L (FR00L)	18 mm	50 mm	1,800 bpm	6.67 l/s	940 (740) x 45 x 39 mm	3.0 kg	3/8"
KPT-2 (FR0)	22 mm	65 mm	1,000 bpm	8.34 l/s	470 (277) x 41 x 68 mm	3.0 kg	3/8"
KPT-2L (FR0L)	22 mm	65 mm	1,000 bpm	8.34 l/s	989 (796) x 50 x 50 mm	4.0 kg	3/8"
KPT-3 (FR1B)	25.4 mm	100 mm	800 bpm	11.67 l/s	619 (400) x 60 x 77 mm	6.0 kg	3/8"
KPT-4 (FR1)	25.4 mm	100 mm	800 bpm	11.67 l/s	1,165 (946) x 63 x 70 mm	8.0 kg	1/2"
KPT-5 (FR2)	32 mm	127 mm	700 bpm	14.18 l/s	1,300 (987) x 68 x 68 mm	9.4 kg	1/2"
KPT-6 (FR3)	38 mm	152 mm	600 bpm	15.0 l/s	1,330 (1,013) x 79 x 79 mm	14.0 kg	1/2"
KPT-7 (FR4)	42 mm	152 mm	600 bpm	16.68 l/s	1,335 (1,035) x 83 x 83 mm	16.0 kg	1/2"