

< SOCKET >

DSH (for hose)



Type 20 Type 40

CODE	22-DSH	23-DSH	24-DSH	44-DSH	46-DSH	48-DSH
Nominal Size	1/4"	3/8"	1/2"	1/2"	3/4"	1"
Length (mm)	67	71	71	83	92	102
Max. Dia (mm)	26	26	26	36	36	36
Hose ID (mm)	9	11.3	15	15	21	27
Weight (g)	82	85	98	219	244	324

< PLUG >

DPH (for hose)



Type 20 Type 40

CODE	22-DPH	23-DPH	24-DPH	44-DPH	46-DPH	48-DPH
Nominal Size	1/4"	3/8"	1/2"	1/2"	3/4"	1"
Length (mm)	57	61	65	66	77	84
Max. Dia (mm)	16	16	18	22	25	32
Hose ID (mm)	9	11.3	15	15	21	27
Weight (g)	28	32	53	64	106	149

DSM (for piping ; male thread)



Type 20 Type 40

CODE	22-DSM	23-DSM	24-DSM	44-DSM	46-DSM	48-DSM
Nominal Size	R 1/4"	R 3/8"	R 1/2"	R 1/2"	R 3/4"	R 1"
Length (mm)	50	51	51.5	63	67	72
Max. Dia (mm)	26	26	26	36	36	36
Weight (g)	82	90	95	209	234	335

DPM (for piping ; male thread)



Type 20 Type 40

CODE	22-DPM	23-DPM	24-DPM	44-DPM	46-DPM	48-DPM
Nominal Size	R 1/4"	R 3/8"	R 1/2"	R 1/2"	R 3/4"	R 1"
Length (mm)	41	42	42.5	50	55	63
Max. Dia (mm)	14	19	21	22	29	36
Weight (g)	26	39	49	68	103	199

DSF (for piping ; female thread)



Type 20 Type 40

CODE	22-DSF	23-DSF	24-DSF	44-DSF	46-DSF	48-DSF
Nominal Size	Rc 1/4"	Rc 3/8"	Rc 1/2"	Rc 1/2"	Rc 3/4"	Rc 1"
Length (mm)	46	50.5	51	57	61	68
Max. Dia (mm)	26	26	26	36	36	36
Weight (g)	85	97	116	217	231	323

DPF (for piping ; female thread)



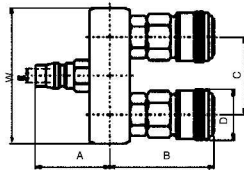
Type 20 Type 40

CODE	22-DPF	23-DPF	24-DPF	44-DPF	46-DPF	48-DPF
Nominal Size	Rc 1/4"	Rc 3/8"	Rc 1/2"	Rc 1/2"	Rc 3/4"	Rc 1"
Length (mm)	36	37.5	39	41	45	54
Max. Dia (mm)	17	21	26	27	32	41
Weight (g)	29	40	57	68	97	199

< PAIR SOCKET >



P-1

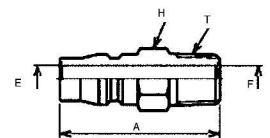


Model	A	B	C	D	E	W	Weight(g)
P-1	38	53	40	26	7.5	70	277

< FREE PLUG >



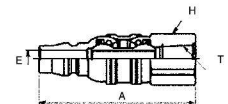
FP-2M
FP-3M



Model	T	A	E	F	H	Weight(g)
FP-2M	R 1/4"	63	7.5	7.5	19	59
FP-3M	R 3/8"	64	7.5	8	19	63



FP-2F
FP-3F



Model	T	A	E	H	Weight(g)
FP-2F	Rc 1/4"	64	7.5	19	71
FP-3F	Rc 3/8"	64	7.5	21	72

※One-touch type, European type & Regulators are available upon your request.